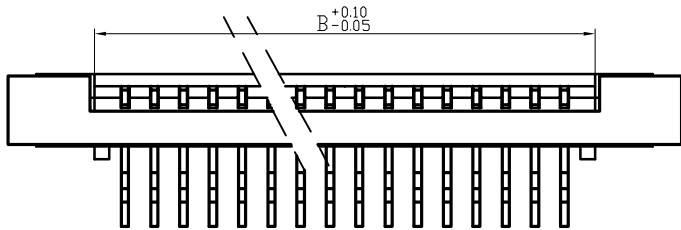
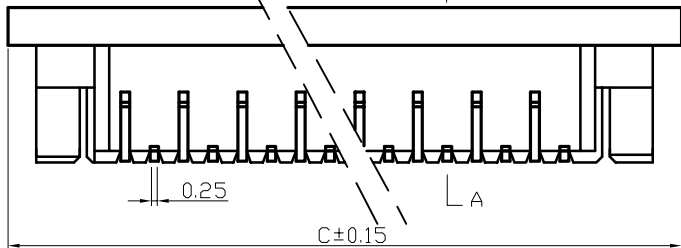


1 2 3 4 5 6 7 8

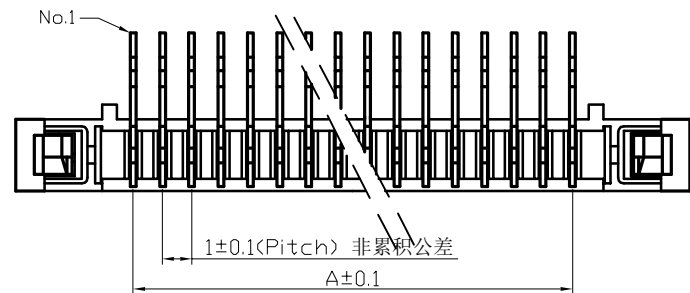
A



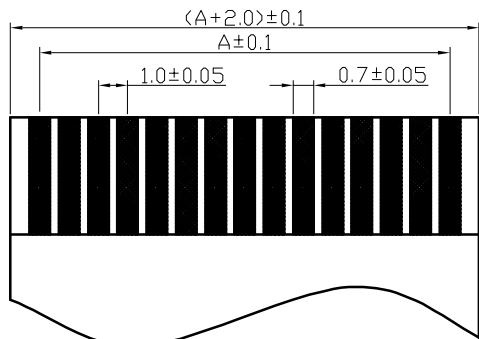
B



C



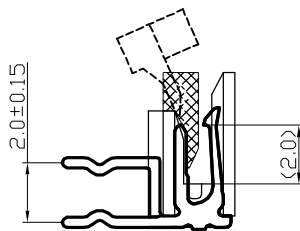
D



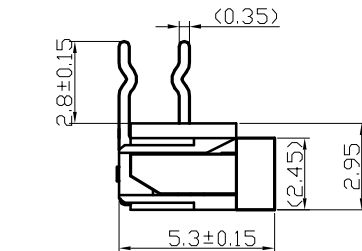
APPLICABLE FPC

E

4

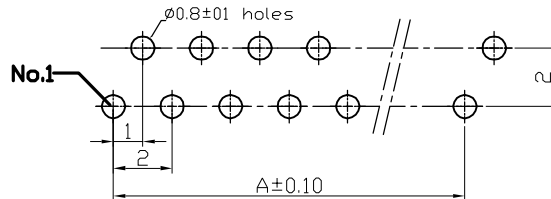


A-A



**SPECIFICATION**

- 1. Material:**  
 Housing: HIGH-TEMP Plastic, UL94V-0, color: Natural.  
 Lock: HIGH-TEMP Plastic, UL94V-0, color: black.  
 Contacts: Copper alloy.
- 2. Electrical Characteristics:**  
 Current rating: 0.5A(max).  
 Voltage rating: 50V(max).  
 Operating Temperature: -25°C~+85°C.  
 Insulation resistance: 500M ohms min. at 500V DC  
 Dielectric withstanding voltage: 500V AC/minute.  
 Contact resistance: 30m ohms max.



**RECOMMENDED PCB LAYOUT**

| Pin 位 | A  | B     | C  | Pin 位 | A  | B     | C  |
|-------|----|-------|----|-------|----|-------|----|
| 4     | 3  | 5.06  | 11 | 23    | 22 | 24.06 | 30 |
| 5     | 4  | 6.06  | 12 | 24    | 23 | 25.06 | 31 |
| 6     | 5  | 7.06  | 13 | 25    | 24 | 26.06 | 32 |
| 7     | 6  | 8.06  | 14 | 26    | 25 | 27.06 | 33 |
| 8     | 7  | 9.06  | 15 | 27    | 26 | 28.06 | 34 |
| 9     | 8  | 10.06 | 16 | 28    | 27 | 29.06 | 35 |
| 10    | 9  | 11.06 | 17 | 29    | 28 | 30.06 | 36 |
| 11    | 10 | 12.06 | 18 | 30    | 29 | 31.06 | 37 |
| 12    | 11 | 13.06 | 19 | 31    | 30 | 32.06 | 38 |
| 13    | 12 | 14.06 | 20 | 32    | 31 | 33.06 | 39 |
| 14    | 13 | 15.06 | 21 | 33    | 32 | 34.06 | 40 |
| 15    | 14 | 16.06 | 22 | 34    | 33 | 35.06 | 41 |
| 16    | 15 | 17.06 | 23 | 35    | 34 | 36.06 | 42 |
| 17    | 16 | 18.06 | 24 | 36    | 35 | 37.06 | 43 |
| 18    | 17 | 19.06 | 25 | 37    | 36 | 38.06 | 44 |
| 19    | 18 | 20.06 | 26 | 38    | 37 | 39.06 | 45 |
| 20    | 19 | 21.06 | 27 | 39    | 38 | 40.06 | 46 |
| 21    | 20 | 22.06 | 28 | 40    | 39 | 41.06 | 47 |
| 22    | 21 | 23.06 | 29 |       |    |       |    |

|                   |            |                                    |       |       |
|-------------------|------------|------------------------------------|-------|-------|
| UNITS: mm         |            | MCN-1010-0029                      |       |       |
| GENERAL TOLERANCE |            | TITLE: FPC 1.0MM XP DIP90 Top Lock |       |       |
| X. ° ±5°          | 0. X±0.25  | DWG NO. FPC                        |       |       |
| X. 1±2°           | 0. XX±0.2  | CHKD: Skila                        | SCALE | SHEET |
| XX. ±1°           | 0. XXX±0.1 |                                    |       |       |
|                   |            | REV A                              |       |       |

1 2 3 4 5 6 7 8

A

B

C

D

E